













MONTAGEANLEITUNG

-  MONTAGEANLEITUNG
-  ASSEMBLY INSTRUCTION
-  DE INSTRUCTIE VAN DE ASSEMBLAGE
-  ISTRUZIONI DI MONTAGGIO
-  INSTRUCCIÓN ENSAMBLAJE
-  INSTRUCTION DE MONTAGE
-  NÁVOD K MONTÁŽI
-  MONTERINGSANVISNING

-  MONTAJ TALIMATI
-  ASENNUSOHJE
-  BRUGSANVISNING
-  BRUKSANVISNING
-  UPUTE ZA MONTAŽU
-  NAVODILA ZA MONTAŽO
-  SZERELÉSI ÚTMUTATÓ
-  INSTRUCTIUNI DE MONTAJ



Modell-Nr.

70580

Friedrich Küpper GmbH
Friedrich-Küpper-Weg
54570 Berlingen
Deutschland

Telefon +49 (0) 65 91 - 95 42 0
Telefax +49 (0) 65 91 - 95 42 17
E-Mail info@friedrich-kuepper.de
Internet www.friedrich-kuepper.de

| ART.-NR. | FRONT | KORPUS |
|----------|--|---|
| 70581 | Dunkelrot NCS S 1580-R | Hellgrau PANTONE Cool Gray 11 C |
| 70582 | Rot* ähnl. RAL 3002 | Silber* |
| 70583 | Dunkelblau PANTONE 2379 C | Hellgrau PANTONE Cool Gray 11 C |
| 70584 | Silber Metallic NCS S 4005-B | Hellgrau PANTONE Cool Gray 11 C |
| 70586 | Silber* | Schwarz* RAL 9005 |
| 70587 | Ultramarinblau* RAL 5002 | Silber* |
| 70588 | Anthrazitgrau RAL 7016 | Hellgrau PANTONE Cool Gray 11 C |
| 70589 | Schwarz Struktur RAL 9005 | Hellgrau PANTONE Cool Gray 11 C |

* Auslauffarbe / discontinued color

EINZELTEILE / PIECES


1× **B**



910 mm×450 mm

Art.-Nr. E0035 (Silber/silver)
Art.-Nr. E0036 (Schwarz/black)
Art.-Nr. E4060 (Hellgrau/light grey)

1× **I**



1770 mm×70 mm

Art.-Nr. E0059 (Silber/silver)
Art.-Nr. E0060 (Schwarz/black)
Art.-Nr. E4062 (Hellgrau/light grey)

2× **E**



1990 mm×510 mm

Art.-Nr. E1121 (Silber/silver)
Art.-Nr. E1122 (Schwarz/black)
Art.-Nr. E4071 (Hellgrau/light grey)


1× **K**



910 mm×100 mm

Art.-Nr. E0071 (Silber/silver)
Art.-Nr. E0072 (Schwarz/black)
Art.-Nr. E4061 (Hellgrau/light grey)

2× **G**



1990 mm×385 mm

Art.-Nr. E1126 (Silber/silver)
Art.-Nr. E1127 (Schwarz/black)
Art.-Nr. E4072 (Hellgrau/light grey)

1× **C**



830 mm×433 mm

Art.-Nr. E1383 (verzinkt/galvanised)

1× **M**



1885 mm×458 mm

Art.-Nr. E1123 (Silber/silver)
Art.-Nr. E1124 (Rot/red)
Art.-Nr. E1125 (Blau/blue)
Art.-Nr. E8117 (Dunkelrot/dark red)
Art.-Nr. E8317 (Dunkelblau/dark blue)
Art.-Nr. E8417 (Silber metallic/silver metallic)
Art.-Nr. E8817 (Anthrazitgrau/anthracite grey)
Art.-Nr. E8917 (Schwarz Struktur/black)


1× **L**



1885 mm×450 mm

Art.-Nr. E1118 (Silber/silver)
Art.-Nr. E1119 (Rot/red)
Art.-Nr. E1120 (Blau/blue)
Art.-Nr. E8116 (Dunkelrot/dark red)
Art.-Nr. E8316 (Dunkelblau/dark blue)
Art.-Nr. E8416 (Silber metallic/silver metallic)
Art.-Nr. E8816 (Anthrazitgrau/anthracite grey)
Art.-Nr. E8916 (Schwarz Struktur/black)

1× **F1**



980 mm×450 mm

Art.-Nr. E1384 (verzinkt/galvanised)
(links/left)

1× **E1**



980 mm×450 mm

Art.-Nr. E1385 (verzinkt/galvanised)
(rechts/right)

10× **O**



830 mm×455 mm

Art.-Nr. E1386 (verzinkt/galvanised)

3× **N**












900 mm×458 mm

Art.-Nr. E1128 (verzinkt/galvanised)

BEUTELINHALT / BAG CONTENT

| | | | | | |
|--|---|--|--|---|--|
|  4× M6×16 mm Art.-Nr. E0750 |  16× M6×12 mm Art.-Nr. E0751 |  4× M6×16 mm Art.-Nr. E1356 |  24× ø 6,4 mm Art.-Nr. E0753 |  24× M6 Art.-Nr. E0754 |  10× 6,3×16 mm Art.-Nr. E0744 |
|  4× M4×10 mm Art.-Nr. E0755 |  4× M4 Art.-Nr. E0290 |  4× ø 4,3 mm Art.-Nr. E0757 |  4× 5×15 Art.-Nr. E0760 |  4× 5×5 Art.-Nr. E0759 |  4× Art.-Nr. E0758 |
|  4× Art.-Nr. E0761 |  4× Art.-Nr. E0762 |  4× Art.-Nr. E0763 |  2× Art.-Nr. E0764 |  1× Art.-Nr. E0766 |  1× Art.-Nr. E0767 |
|  1× Art.-Nr. E0770 |  1× Art.-Nr. E0771 |  1× Art.-Nr. E0772 |  1× Art.-Nr. E0773 | | |

BENÖTIGTES WERKZEUG / NEEDED TOOLS

| | | |
|---|---|--|
|  ① PH 1×100 PH 2×100 Schlitz 6,5×150 |  ② SW 7 SW 10 |  ③ 6 mm |
|  ④ |  ⑤ |  ⑥ 5 mm |
|  ⑦ |  ⑧ |  ⑨ |

1.

Paket 1+2/Package 1+2




Art.-Nr. 70280



Art.-Nr.922

2.

① 
Schlitz 6,5 x 150



3.



4.

4× M6

4× M6×12

4× 6,4MM

2
2× SW 10



5.



6.



7.



8.



9.


 4x M6x12



10.

 4x M6  4x 6,4 MM

 ② SW10



11.




12.

 4x M6  4x M6x16  4x 6,4 mm  2x

 ⑥




13.  4x



14.  2x


①  PH2x100



15.  2x






16.  4x M6  4x M6x16  4x 6,4 mm  2x PH2x100  ② SW10



17.



18.  4x M6x12  4x 6,4MM  4x M4



19.

4x M6x12

4x 6,4 MM



20.

4x M4


2 SW10



21.


2x 5x15

5




22.

2x 5x5



23.  2x 5x15

⑤ 



24.  2x 5x5



25.  1x



26.

1x M4

1x M4x10


1x 4,3 mm

① PH 1 x 100

② SW 7



27.



28.

1x


1x M4

1x M4x10

1x 4,3 mm

① PH 1 x 100

② SW 7



29.

1x



30. 1x M4 1x M4x10 1x 4,3mm ① PH 1 x 100 ② SW 7




31.



32. 1x 1x M4 1x M4x10 1x 4,3mm

① PH 1 x 100 ② SW 7



33. 1x 1x 1x

⑨



34. 1x _____




35. 1x _____



36.  1x  1x  1x

⑨ 




37.

① 
Schlitz 6,5 x 150



38.




39.



40.  10x 6,3x16


② 
SW 10



41.



42.




43.



44.



45. SCHUBLADE ENTFERNEN / REMOVE DRAWER




46.



47.



A.  



B.  



C.  Optional – nicht im Lieferumfang! / Not included!



D.  Optional – nicht im Lieferumfang! / Not included!



Modell-Nr.

70580