

















## MONTAGEANLEITUNG

-  MONTAGEANLEITUNG
-  ASSEMBLY INSTRUCTION
-  DE INSTRUCTIE VAN DE ASSEMBLAGE
-  ISTRUZIONI DI MONTAGGIO
-  INSTRUCCIÓN DE ASAMBLEA
-  INSTRUCTION DE MONTAGE
-  NÁVOD K MONTÁŽI
-  MONTERINGSANVISNING

-  MONTAJ TALIMATI
-  ASENNUSOHJE
-  BRUGSANVISNING
-  BRUKSANVISNING
-  UPUTE ZA MONTAŽU
-  NAVODILA ZA MONTAŽO
-  SZERELÉSI ÚTMUTATÓ
-  INSTRUCTIUNI DE MONTAJ



Version 16.6

Modell-Nr.

# 70790

ART.-NR. FRONT KORPUS

70792

Rot  
(ähnl. RAL 3002)

Silber

70797

Ultramarinblau  
(RAL 5002)

Silber

70796

Silber

Schwarz  
(RAL 9005)

Friedrich Küpper GmbH  
Friedrich-Küpper-Weg  
54570 Berlingen  
Deutschland

Telefon +49 (0) 65 91 - 95 42 0  
Telefax +49 (0) 65 91 - 95 42 17  
E-Mail [info@friedrich-kuepper.de](mailto:info@friedrich-kuepper.de)  
Internet [www.friedrich-kuepper.de](http://www.friedrich-kuepper.de)

## EINZELTEILE / PIECES

1× **A**

450 mm × 450 mm

Art.-Nr. E0030 (Silber/silver)  
Art.-Nr. E0031 (Schwarz/black)



1× **G**

1770 mm × 385 mm

Art.-Nr. E0052 (Silber/silver)  
Art.-Nr. E0053 (Schwarz/black)



1× **C**

375 mm × 405 mm


Art.-Nr. E0039 (verzinkt/galvanised)



1× **J**

450 mm × 100 mm

Art.-Nr. E0066 (Silber/silver)  
Art.-Nr. E0067 (Schwarz/black)



2× **E**

1770 mm × 430 mm

Art.-Nr. E0043 (Silber/silver)  
Art.-Nr. E0108 (Schwarz/black)



1× **L**

1665 mm × 450 mm

Art.-Nr. E0078 (Silber/silver)  
Art.-Nr. E0075 (Rot/red)  
Art.-Nr. E0077 (Blau/blue)



10× **O**

375 mm × 395 mm

Art.-Nr. E0103 (verzinkt/galvanised)



3× **N**

450 mm × 380 mm

Art.-Nr. E0100 (verzinkt/galvanised)



1× **F1**

870 mm × 380 mm

Art.-Nr. E0051 (verzinkt/galvanised)  
(links/left)

























1× **E1**

870 mm × 380 mm










Art.-Nr. E0046 (verzinkt/galvanised)  
(rechts/right)



BEUTELINHALT / BAG CONTENT

 <b>4x</b> M6 x 16 mm Art.-Nr. E0750	 <b>10x</b> M6 x 12 mm Art.-Nr. E0751	 <b>4x</b> M6 x 16 mm Art.-Nr. 13002	 <b>18x</b> ø 6,4 mm Art.-Nr. E0753	 <b>18x</b> M6 Art.-Nr. E0754	 <b>8x</b> 6,3 x 16 mm Art.-Nr. E0744
 <b>2x</b> M4 x 10 mm Art.-Nr. E0755	 <b>2x</b> M4 Art.-Nr. E0290	 <b>2x</b> ø 4,3 mm Art.-Nr. E0757	 <b>2x</b> 5 x 15 Art.-Nr. E0760	 <b>2x</b> 5 x 5 Art.-Nr. E0759	 <b>4x</b> Art.-Nr. E0758
 <b>4x</b> Art.-Nr. E0761	 <b>4x</b> Art.-Nr. E0762	 <b>2x</b> Art.-Nr. E0763	 <b>2x</b> Art.-Nr. E0765	 <b>1x</b> Art.-Nr. E0766	 <b>1x</b> Art.-Nr. E0767
 <b>1x</b> Art.-Nr. E0770	 <b>1x</b> Art.-Nr. E0771	 <b>1x</b> Art.-Nr. E0772	 <b>1x</b> Art.-Nr. E0773		

BENÖTIGTES WERKZEUG / NEEDED TOOLS


<p>①</p>  PH 1 x 100 PH 2 x 100 Schlitz 6,5 x 150	<p>②</p>  SW 7 SW 10	<p>③</p>  6 mm
<p>④</p> 	<p>⑤</p> 	<p>⑥</p>  5 mm
<p>⑦</p> 	<p>⑧</p> 	<p>⑨</p> 

1.

①   
Schlitz 6,5 x 150



2.



3.



2x M6



2x M6 x 12



2x 6,4MM



2 SW10



4.



2x M6



2x M6 x 12



2x 6,4MM



2 SW10



5.



2x



6.



4x M6



4x M6 x 16



4x 6,4mm




2x



1 PH2x100



2 SW10



7.  2x



8.  4x M6 x 16



9.  4x M6  4x 6,4 mm

⑥ 




10.  4x



11.  2x

①  PH 2x100



12.



13.

4x M6 4x M6x12 4x 6,4 mm


② SW10



14.

2x M6 2x M6x12 2x 6,4 mm

② SW10




15.  2x 5x15

⑤ 



16.  2x 5x5



17.  1x






18.  1x M4  1x M4x10  1x 4,3mm  ① PH 1x100  ② SW 7



19.




20.  1x



21.  1x M4  1x M4x10  1x 4,3mm

①  PH 1x100  ② SW 7



22.




9



23.

1x \_\_\_\_\_



24.

1x \_\_\_\_\_



25.  1x



26.  1x  1x

⑨ 



27.


①   
Schlitz 6,5 x 150




28.



29.




30.



31.

6 × 6,3 × 16


②  SW10



32.

2 × 6,3 × 16


②  SW10



33.



34.




35.



36.



37.




38.



39.




A.  



B.  



C.  Optional – nicht im Lieferumfang! / Not included!



D.  Optional – nicht im Lieferumfang! / Not included!



Modell-Nr.

**70790**