
















MONTAGEANLEITUNG

- | | | | |
|--|---------------------------------|---|------------------------|
|  | MONTAGEANLEITUNG |  | MONTAJ TALIMATI |
|  | ASSEMBLY INSTRUCTION |  | ASENNUSOHJE |
|  | DE INSTRUCTIE VAN DE ASSEMBLAGE |  | BRUGSANVISNING |
|  | ISTRUZIONE DI MONTAGGIO |  | BRUKSANVISNING |
|  | INSTRUCCIÓN ENSAMBLAJE |  | UPUTE ZA MONTAŽU |
|  | INSTRUCTION DE MONTAGE |  | NAVODILA ZA MONTAŽO |
|  | NÁVOD K MONTÁŽI |  | SZERELÉSI ÚTMUTATÓ |
|  | MONTERINGSANVISNING |  | INSTRUCTIUNI DE MONTAJ |



Modell-Nr.

89400

Friedrich Küpper GmbH
Friedrich-Küpper-Weg
54570 Berlingen
Deutschland

Telefon +49 (0) 65 91 - 95 42 0
Telefax +49 (0) 65 91 - 95 42 17
E-Mail info@friedrich-kuepper.de
Internet www.friedrich-kuepper.de

EINZELTEILE / PIECES

1× **A**



527 mm × 905 mm (mit/with Logo Küpper)

Art.-Nr. E0752 (Silber/silver)
Art.-Nr. E1133 (Schwarz/black)


1× **C**



828 mm × 430 mm

Art.-Nr. E1134 (Silber/silver)
Art.-Nr. E1135 (Schwarz/black)

2× **B**



2040 mm × 530 mm

Art.-Nr. E1136 (Silber/silver)
Art.-Nr. E1137 (Schwarz/black)

2× **A**



527 mm × 905 mm

Art.-Nr. E0752 (Silber/silver)
Art.-Nr. E1133 (Schwarz/black)

4× **D**



530 mm × 450 mm

Art.-Nr. E1364 (Silber/silver)
Art.-Nr. E1365 (Schwarz/black)


4× **E**




881 mm × 50 mm × 25 mm

Art.-Nr. E1366 (Silber/silver)
Art.-Nr. E1367 (Schwarz/black)

BEUTELINHALT / BAG CONTENT



BENÖTIGTES WERKZEUG / NEEDED TOOLS



1.

4x M8

4x

4x

3



2.



3.

6 × M5 6 × M5 × 10 6 × Ø 5,3mm

②  SW8 ①  PH2 × 100

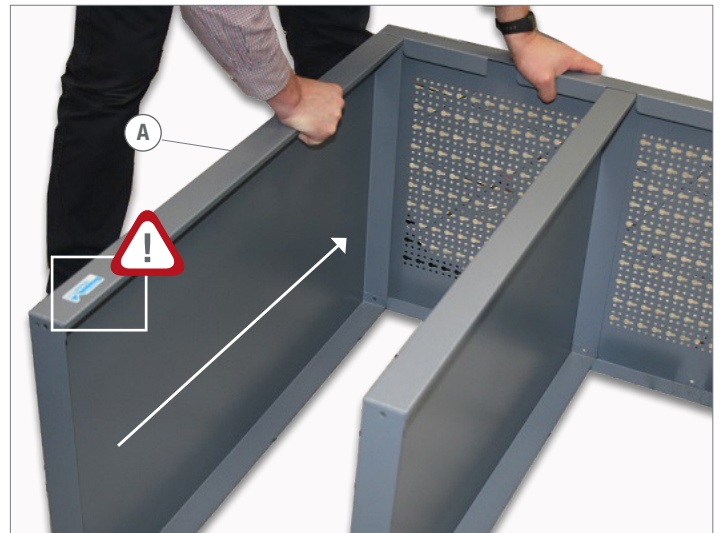


4.


①  PH2 × 100



5.



6.



7.

6 × M5 6 × M5 × 10 6 × Ø 5,3mm

②  SW8 ①  PH2 × 100



8.  4x



9.  16 x 4,2 x 13 mm

①  PH2x100



10.



11.  4x



12.

 6x M5  6x M5 x 10  6x Ø 5,3mm


 2 SW8  1 PH2x100



Befestigen Sie das Stützblech auf der Rückseite
Fix the support plate on the back side



A.  




B.   6 mm



C.  2x



D.  2x  2x



Modell-Nr.

89400